

TIF™100-02S Series thermally conductive interface materials are applied to fill the air gaps between the heating elements and the heat dissipation fins or the metal base. Their flexibility and elasticity make them suited to coat very uneven surfaces. Heat can transmit to the metal housing or dissipation plate from the heating elements or even the entire PCB, which effectly enhances the efficiency and life-time of the heat-generating electronic components.

Features

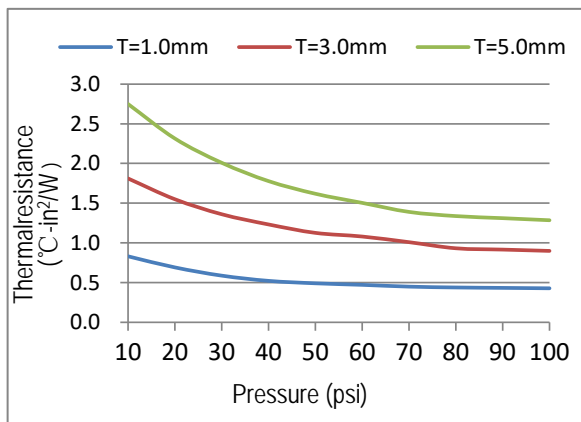
- » Good thermal conductivity: **1.5 W/mK**
- » Naturally tacky needing no further adhesive coating
- » Soft and Compressible for low stress applications
- » Available in varies thickness

Application

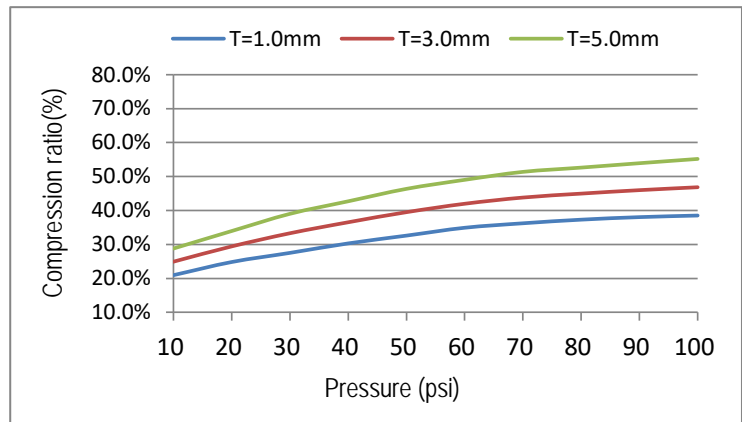
- » Cooling components to the chassis of frame
- » Set Top Box
- » Car Battery & Power Supply
- » Charging Pile
- » LED TV/ Lighting
- » Graphics Card Thermal Module

| Typical Properties of TIF™100-02S Series | | |
|--|-----------------------------------|------------|
| Color | Gray | Visual |
| Construction | Ceramic filled silicone elastomer | ***** |
| Thickness range | 0.020"(0.5mm)~0.200" (5.0mm) | ASTM D374 |
| Hardness | 45 Shore 00 | ASTM 2240 |
| Specific Gravity | 2.3 g/cc | ASTM D297 |
| Operating Temp | -40 ~160 °C | ***** |
| Dielectric Breakdown Voltage | >5500 VAC | ASTM D149 |
| Dielectric Constant@1MHz | 4.5 MHz | ASTM D150 |
| Volume Resistivity | 1.0X10 ¹² Ohm-cm | ASTM D257 |
| Thermal Conductivity | 1.5 W/mK | ASTM D5470 |
| | 1.5 W/mK | GB-T32064 |
| Outgassing (TML) | 0.35% | ASTM E595 |
| Flame Rating | 94 -V0 | UL E331100 |

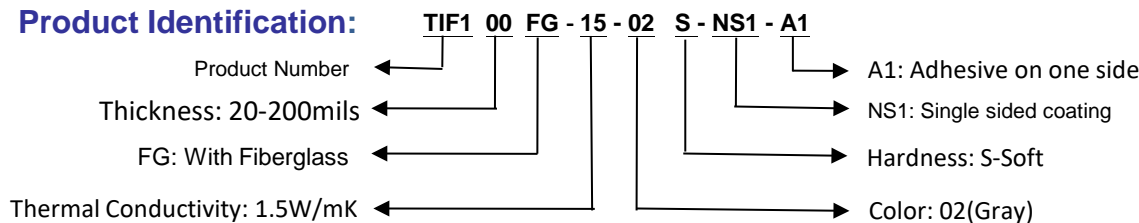
psi. vs. Thermal Resistance



psi. vs. Compression Ratio



Product Identification:



Application Technology Download
Thermal Conductive Interface Materials



<http://www.ziitek.com>

Product Specification

Product Thicknesses: 0.020-inch to 0.200-inch (0.5mm to 5.0mm) **Product Sizes:** 8" x 16"(203mm x406mm)

Individual die cut shapessand and custom thickness can be supplied. Please contact us for confirming